


Solar cable PV1-F






Advantages

- TÜV approval, PV1-F 2 PFG 1169
- Double insulated Electron-beam cross-linked compounds
- UV, ozone and hydrolysis resistant
- Halogen free, flame retardant
- Flexible, easy to strip
- Compatible to all connectors
- Meter marking – easy installation

Applications

- Double insulated, electron-beam cross-linked cables for photovoltaic power applications.

Construction

- Conductor Tinned fine copper strands acc. to VDE 0295 / IEC 60228, Class 5
- Insulation XLPO, flame retardant, halogen free, electron-beam cross-linked
- Jacket XLPO, flame retardant, halogen free, electron-beam cross-linked
- Insulation color  black
Jacket color  black or  red

Mechanical feature

- Bending radius 4 x Ø outer diameters
- Temperature range -40 °C to +90 °C, Max. temp. at conductor +120 °C
- Short circuit temperature 250°C for 5 s
- Flame-resistant test acc. to EN 60332-1-2
- Anticipated service life 25 years

Electrical characteristics

- Rated voltage DC 1kV
AC U₀/U: 0.6/1.0 kV
- max. permitted voltage U₀ 1800 V DC
- Insulation resistance 1000MΩ/KM
- Test Voltage (AC) AC 6.5kV, 50Hz, 5 min

Cross section nxmm ²	Conductor Ø mm	Outer Ø mm	Current-carrying capacity [A] at 60°C	Conductor resistance kΩ / km at 20°C	Weight app. kg / km	Cable Code
1x1.5	1.4	4.2	30	13.7	30	PVF302515
1x2.5	1.8	5.0	42	8.21	42	PVF502525
1x4.0	2.2	5.2	55	5.09	55	PVF562940
1x6.0	2.8	5.8	70	3.39	68	PVF842960
1x10.0	4.0	7.5	98	1.95	98	PVF142301
1x16.0	5.0	8.9	132	1.24	132	PVF228301
1x25.0	6.2	10.9	176	0.795	176	PVF361302
1x35.0	7.3	12.8	218	0.565	218	PVF525303
1x50.0	8.8	14.3	280	0.393	280	PVF720305
1x70.0	11.0	16.5	350	0.277	350	PVF988307
1x95.0	12.3	18.2	410	0.210	410	PVF134930
1x120.0	14.1	20.2	480	0.164	480	PVF169130

KUKA®